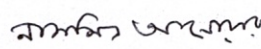



EBL FIRST MUTUAL FUND
Statement of Financial Position (Un-Audited)
As at December 31, 2020

	Amount in Taka	
	31-Dec-20	30-Jun-20
ASSETS		
Investment-at Fair Value	1,462,135,242	1,195,580,288
Dividend Receivables	5,748,798	3,488,109
Interest Receivable	21,394,407	19,268,732
Advance, Deposit & Prepayments	4,632,072	34,634,521
Other Receivable	3,705,885	4,567,383
Cash & Cash Equivalents	74,293,332	68,740,222
Preliminary & Issue Expenses	2,945,000	3,116,917
	1,574,854,735	1,329,396,171
LIABILITIES		
Accounts Payable	15,061,728	4,375,963
	15,061,728	4,375,963
Net Assets	1,559,793,006	1,325,020,208
OWNERS' EQUITY		
Capital Fund	1,447,542,220	1,447,542,220
Unit premium & TRR Reserve	66,905,434	66,905,434
Unrealised Gain	-	-
Retained Earnings	45,345,352	(189,427,446)
	1,559,793,006	1,325,020,208
Net Asset Value (NAV)-at Cost	1,640,730,538	1,593,613,480
No. of Units	144,754,222	144,754,222
	11.33	11.01
Net Asset Value (NAV)-at Fair Value	1,559,793,006	1,325,020,208
No. of Units	144,754,222	144,754,222
	10.78	9.15


On behalf of EBL First Mutual Fund:



Chairman, Trustee
Investment Corporation of Bangladesh


Member, Trustee
Investment Corporation of Bangladesh

Dhaka
Date: January 28, 2021




CEO & Managing Director
Asset Manager
Bangladesh RACE Management PCL

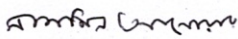

Head of Fund Accounts
Asset Manager
Bangladesh RACE Management PCL



Chief Compliance Officer
Asset Manager
Bangladesh RACE Management PCL

EBL FIRST MUTUAL FUND
Statement of Profit or Loss & other Comprehensive Income (Un-Audited)
For the period from July 01, 2020 to December 31, 2020

	Amount in Taka			
	July 01, 2020 to Dec.31, 2020	July 01, 2019 to Dec.31, 2019	Oct. 01, 2020 to Dec. 31, 2020	Oct. 01, 2019 to Dec. 31, 2019
INCOME				
Interest Income	12,254,936	14,061,997	9,308,149	9,548,049
Net Income on sale of securities	15,364,868	12,557,043	11,298,287	6,882,419
Dividend Income	24,041,510	13,914,878	8,707,251	7,559,110
	51,661,314	40,533,918	29,313,687	23,989,578
EXPENSES				
Management Fees	9,405,735	9,544,513	4,803,597	4,722,264
Amortization of Preliminary Exp.	171,917	171,917	85,958	85,959
Annual Listing Fees	1,322,449	1,631,465	661,225	971,029
Trustee Fees	500,000	500,000	250,000	250,000
Custodian Fees	687,724	737,082	353,327	362,274
CDBL Charges	151,140	125,356	96,216	68,824
Bank Charges	78,258	101,650	76,105	100,250
Printing Publication & IPO Charge	230,233	277,618	142,500	167,095
	12,547,455	13,089,601	6,468,928	6,727,693
Net profit before provision	39,113,859	27,444,317	22,844,760	17,261,884
(Provision)/Write back against investme	195,658,939	(99,124,139)	28,070,028	(68,497,520)
Net profit after provision	234,772,798	(71,679,821)	50,914,788	(51,235,636)
Earnings Per Unit (EPU)	1.62	(0.50)	0.35	(0.35)

On behalf of EBL First Mutual Fund:



Chairman, Trustee
Investment Corporation of Bangladesh



Member, Trustee
Investment Corporation of Bangladesh

Dhaka
Date: January 28, 2021




CEO & Managing Director
Asset Manager
Bangladesh RACE Management PCL


Head of Fund Accounts
Asset Manager
Bangladesh RACE Management PCL


Chief Compliance Officer
Asset Manager
Bangladesh RACE Management PCL

EBL FIRST MUTUAL FUND
Statement of Changes in Equity (Un-Audited)
For the period ended December 31, 2020


Amount in Taka

Particulars	Capital fund	Unit premium & TRR Reserve	Unrealised gain	Retained earnings	Total equity
Balance at June 30, 2020	1,447,542,220	66,905,434	-	(189,427,446)	1,325,020,208
Net profit for the Period	-	-	-	234,772,798	234,772,798
Balance at December 31, 2020	1,447,542,220	66,905,434	-	45,345,352	1,559,793,006

Statement of Changes in Equity (Un-Audited)
For the period ended December 31, 2019

Particulars	Capital fund	Unit premium & TRR Reserve	Unrealized gain	Retained earnings	Total equity
Balance at June 30, 2019	1,447,542,220	66,905,434	-	48,876,779	1,563,324,433
Net profit for the Period	-	-	-	(71,679,821)	(71,679,821)
Dividend for 2019 (Cash)	-	-	-	(43,426,267)	(43,426,267)
Balance at December 31, 2019	1,447,542,220	66,905,434	-	(66,229,309)	1,448,218,345

On behalf of EBL First Mutual Fund:



Chairman, Trustee
Investment Corporation of Bangladesh



Member, Trustee
Investment Corporation of Bangladesh


Dhaka
Date: January 28, 2021





CEO & Managing Director
Asset Manager

Bangladesh RACE Management PCL



Head of Fund Accounts
Asset Manager

Bangladesh RACE Management PCL



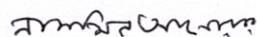
Chief Compliance Officer
Asset Manager

Bangladesh RACE Management PCL

EBL FIRST MUTUAL FUND
Statement of Cash Flows (Un-Audited)
For the period from July 01, 2020 to December 31, 2020

Particular	Amount in Taka	
	July 01, 2020 to Dec. 31, 2020	July 01, 2019 to Dec. 31, 2019
Cash flows from operating activities:		
Interest Income	10,129,262	11,961,380
Income from dividend	21,780,821	13,295,383
Net Income on sale of securities	15,364,868	12,557,043
Operating expenses	(3,098,183)	(4,334,622)
Net cash flow from operating activities (A)	44,176,768	33,479,184
Cash flows from investing activities:		
Net Investment in securities	(38,623,657)	39,112,757
Net cash used in investing activities (B)	(38,623,657)	39,112,757
Cash flows from financing activities:		
Dividend paid	-	(43,426,267)
Net cash from financing activities (C)	-	(43,426,267)
Net increase/(decrease) (D = A+B+C)	5,553,110	29,165,674
Opening cash and cash equivalents (E)	68,740,222	14,963,891
Closing cash and cash equivalents (F = D+E)	74,293,332	44,129,565
Net Operating Cash Flow Per Unit (NOCFPU)	0.31	0.23

On behalf of EBL First Mutual Fund:




Chairman, Trustee
Investment Corporation of Bangladesh




Member, Trustee
Investment Corporation of Bangladesh

Dhaka
Date: January 28, 2021






CEO & Managing Director
Asset Manager
Bangladesh RACE Management, PCL



Head of Fund Accounts
Asset Manager
Bangladesh RACE Management, PCL



Chief Compliance Officer
Asset Manager
Bangladesh RACE Management, PCL